

## Specifications

	■ Mk 2600	■ Mk 1500	
Printing method	Thermal transfer		
Resolution	300dpi		
Printing speed	Tube : High speed 40 mm/s, Middle speed 25 mm/s, Low speed 18.5 mm/s Label : High speed 40 mm/s, Middle/Low speed 25 mm/s	Tube : High speed 25 mm/s, Standard 18.5 mm/s, Low speed 12.5 mm/s Label : High speed 25 mm/s, Standard/Low speed 18.5 mm/s	
Output rate	High speed : About 42 pcs./min. Middle speed : About 35 pcs./min. Low speed : About 30 pcs./min. (Printing 20mm tubes, 5 full-size characters, consecutive print mode, half - cutting.)	High speed : About 35 pcs./min. Standard speed : About 30 pcs./min. Low speed : About 21 pcs./min. (Printing 20mm tubes, 5 full - size characters, consecutive print mode, half - cutting.)	
Ink Ribbons	Ribbon cassette. Black : 100 m, White : 85 m		
Character sizes	1.3 mm (only full-width available), 2 mm, 3 mm, 6 mm (full-width, half-width available for each).	2 mm, 3 mm, 6 mm (full-width, half-width available for each).	
Input modes	Alphanumeric, Symbol input		
Display	LCD Graphic (160 x 64 dots) with back light		
Display capacity	10 characters / line x 2 lines (full-width) or 20 characters/line x 2 lines (half-width)  3 lines editing is possible. ----		
Built-in memory	Print data: Approx. 5,000 characters Files: Approx. 60,000 characters, 10 Folders (each can save up to 99 files)	Print data: Approx. 2,500 characters Files: Approx. 7,500 characters, or 20 files	
Media cutting function	Automatic full - cutting, Automatic half - cutting		
Power supply	AC Adapter (Input voltage : AC 100V - 240V 50 / 60 Hz)		
PC interface	USB2.0 Full - Speed, PC Connection Kit(Included) ----		
Operating environment	15°C - 32.5°C (59°F - 90.5°F), 10% - 85% RH With Tube Warmer option installed, 5°C - 32.5°C (41°F - 90.5°F)		
Storage environment	5°C - 35°C (41°F - 95°F), 10% - 90% RH		
Dimensions (W x D x H)	250 x 300 x 85 mm (9.8 x 11.8 x 3.4 inch)		
Weight	2 kg (4.4 lb.) (printer only)		
Print Media	Tube	PVC tube, φ 2.5-6.5 mm, 0.5 mm thick With Tube attachment	
	Heat Shrink Tube	Before using a tube, be sure to check whether characters can be print on it.	
		Heat Shrink tube φ 3.0-6.4mm With Tube attachment  Before using a tube, be sure to check whether characters can be print on it.	
	Label Tape	Tape cassettes (White, Yellow, Silver) Widths : 6 mm, 9 mm, 12 mm, Length 30 m (Silver: 27 m) Segment length can be set from 2 mm to 150 mm.*	Tape cassettes (White, Yellow, Silver) Widths: 6 mm, 9 mm, 12 mm, Length: 30 m (Silver: 27 m) Segment length can be set from 8 mm to 150 mm.
		Tape cassette (8m) or Commercially available reel with optional Wrap around Tape Guide. Print area only: White, Other areas: Transparent Take-up length: 8 m Length: 33 mm	
	Wrap Around Tape	Segment length : 6 -150 mm (depends on cut setting)	
		Width: 8-150 mm (depends on cut setting)	
	Marking Strip	Specified thickness : 0.5 mm Plates of other thickness should be tested before printing. Width : 8 mm, 8.5 mm, 9 mm, 9.5 mm, 10 mm Plate Attachment option is required. Manual cut only	
		4mm ID strip cassette (White)	
		Width 4mm, Length 5m, Segment length can be set from 8mm to 150mm.	

\* If 1.3mm full-width or 2mm half-width character is selected for segment length of less than 3mm, text might be printed crossing over the cutting line.

## Option



Tube Warmer

To secure the operation in the lower temperature, tube warmer option is available. (Room temperature 5 to 18°C)



Plate Attachment

To print on thin plastic strip materials, Plate attachment is recommended for the stableness of printing.

Product Code	Product Name	Compatible Printer
3471A026	Tube Warmer Set	Mk 2600 / Mk 1500
3471A032	Wrap Around Tape Guide	Mk 2600 / Mk 1500
3476A044	Soft Case	Mk 2600 / Mk 1500
3471A033	Plate Attachment	Mk 2600
3476A046	Tube Attachment	Mk 2600 / Mk 1500

## Consumables



Ribbon Cassette



Label Tape



Wrap Around Tape

Product Code	Product Name	Product Code	Product Name
3604B001	Ribbon Cassette Black (100m)	3476A042	Cutter Set
3607B001	Ribbon Cassette White (85m)	3476A043	Cleaner Set for Tube Attachment and Tube Feeder
3476A023	Label Tape Cassette 6mm x 30m(White)	3476A078	Cleaner Set for Plate Attachment
3476A024	Label Tape Cassette 9mm x 30m(White)	3476A071	Cleaner Set for Tube Warmer
3476A025	Label Tape Cassette 12mm x 30m(White)		
3476A026	Label Tape Cassette 6mm x 30m(Yellow)		
3476A027	Label Tape Cassette 9mm x 30m(Yellow)		
3476A028	Label Tape Cassette 12mm x 30m(Yellow)		
3476A068	Label Tape Cassette 6mm x 27m(Silver)		
3476A069	Label Tape Cassette 9mm x 27m(Silver)		
3476A070	Label Tape Cassette 12mm x 27m(Silver)		
3476A075	Wrap Around Tape 33mm x 8m(White)		
3476A035	4mm ID Strip 4mm x 5m (White)		



### Caution!

Before you use an Mk series printer, please read the instruction manual thoroughly. When you use the printer, obey all instructions in the manual. Always operate the printer with the power supply and voltage rating described in the manual for your country.

Specifications are subject to change without prior notice for product improvement.

CANON FINETECH INC.

# Canon

## CABLE ID PRINTER Mk 2600 / Mk 1500



# That's a wonderful choice!

# Reliable marking printer which fits right at the cable identification work site.

## Mk 2600 For Professional

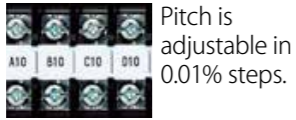
### Productivity

High Speed printing 40mm/s  
Selectable 3speed

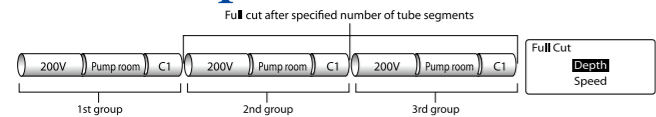
Mk 2600	High	40mm/sec
	Mid	25mm/sec
	Low	18.5mm/sec

### Accuracy

Fine pitch adjustment



### Full/half Automatic cut with depth control



CABLE ID PRINTER Mk 2600

### Ease of Use

Easy to type Note book PC like QWERTY key Board ensures both comfort and efficiency.

Setting the material is very easy with standard cable Attachment. Simple operation is fundamental factor for productivity.

Light weight and handy design allows you to take the machine to the field easily. This mobility is another practical point of this product.

### Various Features

#### Back Lit LCD display

With high contrast, distinctive back lit display, operating the machine is comfortable even in the dimly lit work place. It guide's you through the menu to the necessary settings such as material and the size of the characters without stress.

#### Automatic full /half cut with depth control

Full /half Automatic cut is selectable. Depth control, cutting speed control is available from control panel. A convenient feature to assist quality finish.



Half cuts can be manually separated easily.

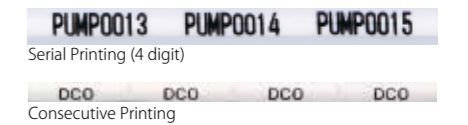
#### Print Length Adjustment

The print length can be adjusted in steps of 0.01%. Precise pitch control is useful in creating an indication plate for terminal blocks.



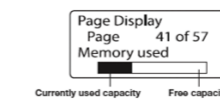
#### Consecutive/Serial Printing

Multiple reiteration of same character lines and group printing ; different set of a certain character lines , are available in easy compiling function. Sequential numbering is now available in 4 digit.



#### Memory and folders

Internal memory can store as much as approximately 60,000 characters.\* Up to 10 folders can be created.\* Every Folder can save up to 99 files.\* \*Mk 2600



### Standard PC Connectivity

#### The printer can be linked with PC through USB interface PC Connection Kit

Data can be sent from the PC to the printer, allowing you to create large quantities of data with ease. In addition to the existing original files, the printer can read CSV-format files. This feature greatly reduces the time required for field work. \* Mk 2600 only



### Printing Material

#### Tubes



Direct printing on commercially available Soft PVC tubes (inner diameter: 2.5 to 6.5 mm) is possible. Heat Shrinkable tubes Φ3.0 to 6.4mm, Flat tube type materials are also acceptable.\*

\* Before using a tube, be sure to check whether characters can be print on it.  
\* The Mk 1500 accepts with 2.5 mm to 5.2 mm diameter tubes.

High-quality crisp printing ensures distinct legibility in small character and hard to wear and tear marking.

#### Marking strip

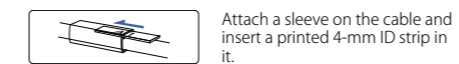
With optional plate attachment, it is possible to print on thin plastic plate strips. The length can be set from 2 to 150mm. With fine printing pitch control, making the Indication plate is ever more easy.



#### Cable Makers

##### 4mmID STRIP

4mm ID strip for the creation of slot in cable marking is also available in the form of Convenient cassette form. It is applicable to commercially available cable marker holders. \* Use commercially available sleeves.



#### Label tapes

The wide variety of label tapes are supplied in the form of handy and convenient cassettes. Tape width 6mm,9mm,12mm tape cassettes are available.



#### Wrap Around Tape

Transparent laminate film covers the printed surface.



### Various print template patterns

<b>Vertical/Horizontal Character</b> <sup>*1</sup>	<b>Vertical/Vertical Character</b>
<b>Horizontal/Horizontal Character</b>	<b>No cutting lines between column of characters</b>
<b>3line/segment</b> <sup>*2</sup>	<b>All line centering, Vertical/Horizontal Character</b>
<b>Framing</b>	<b>Combined column (Upper Lower Segment) with horizontal characters</b>

\*1 Only Mk 2600 allows Vertical/Horizontal Character printing.  
\*2 Only 1.3mm(Full width)alfanumeric characters Mk 2600 only.

## Simple and Easy-to-Use Standard Model

### CABLE ID PRINTER Mk 1500

Affordable Price  
Tube/Tape Print at 25 mm/s

